

# Belding Area Schools

## 2011 - 2012 Master Calendar

August 2011							August 2011
S	M	T	W	T	F	S	
							29 Teachers in Rooms
	1	2	3	4	5	6	30 PD
	7	8	9	10	11	12	31 PD
	14	15	16	17	18	19	
3.0	21	22	23	24	25	26	
0.0	28	29	30	31			

February 2012							February 2012
S	M	T	W	T	F	S	
				1	2	3	6 No School
			4	5	6	7	17-20 Midwinter Break
	8	9	10	11	12	13	
	14	15	16	17	18	19	
18.0	20	21	22	23	24	25	
18.0	26	27	28	29			

September 2011							September 2011
S	M	T	W	T	F	S	
				1	2	3	1-2 Staff Off
	4	5	6	7	8	9	5 Labor Day
	11	12	13	14	15	16	6 Student's First Day
	17	18	19	20	21	22	
19.0	23	24	25	26	27	28	
19.0	29	30					

March 2012							March 2012
S	M	T	W	T	F	S	
				1	2	3	6-8 HS MME
	4	5	6	7	8	9	9 End of 2nd Trimester
	11	12	13	14	15	16	9 .5 Staff Comp.
	17	18	19	20	21	22	19 PD
21.0	23	24	25	26	27	28	20-22 HS MME Make-up
19.5	29	30	31				30 Spring Break

October 2011							October 2011
S	M	T	W	T	F	S	
						1	11-28 3-8 MEAP
	2	3	4	5	6	7	
	8	9	10	11	12	13	
	14	15	16	17	18	19	
21.0	20	21	22	23	24	25	
21.0	26	27	28	29	30	31	

April 2012							April 2012
S	M	T	W	T	F	S	
	1	2	3	4	5	6	2-9 Spring Break
	7	8	9	10	11	12	6 Good Friday
	13	14	15	16	17	18	
	19	20	21	22	23	24	
15.0	25	26	27	28	29	30	
15.0	31						

November 2011							November 2011
S	M	T	W	T	F	S	
						1	1 PD
	2	3	4	5	6	7	22 End of 1st Trimester
	8	9	10	11	12	13	23 .5 Staff Comp .5 Thanks
	14	15	16	17	18	19	24-25 Thanksgiving Break
19.5	20	21	22	23	24	25	28 Staff Comp.
16.0	26	27	28	29	30		29 Records

May 2012							May 2012
S	M	T	W	T	F	S	
			1	2	3	4	24 Graduation
	5	6	7	8	9	10	28 Memorial Day
	11	12	13	14	15	16	
	17	18	19	20	21	22	
22.0	23	24	25	26	27	28	
22.0	29	30	31				

December 2011							December 2011
S	M	T	W	T	F	S	
				1	2	3	21-30 Holiday Break
	4	5	6	7	8	9	
	10	11	12	13	14	15	
	16	17	18	19	20	21	
14.0	22	23	24	25	26	27	
14.0	28	29	30	31			








June 2012							June 2012
S	M	T	W	T	F	S	
					1	2	6 End of 3rd Trimester
	3	4	5	6	7	8	7 Last day staff 1/2 day
	9	10	11	12	13	14	Make-up time (if needed)
	15	16	17	18	19	20	
4.5	21	22	23	24	25	26	
3.5	27	28	29	30	31		

January 2012							January 2012
S	M	T	W	T	F	S	
							2-3 Holiday Break
	1	2	3	4	5	6	16 PD (MLK Jr. Day)
	7	8	9	10	11	12	
	13	14	15	16	17	18	
20.0	19	20	21	22	23	24	
19.0	25	26	27	28	29	30	

July 2012							July 2012
S	M	T	W	T	F	S	
							4 Independence Day Holiday
	1	2	3	4	5	6	
	7	8	9	10	11	12	
	13	14	15	16	17	18	
0.0	19	20	21	22	23	24	
0.0	25	26	27	28	29	30	

Teacher Only Attendance Days	Total	177.0
Student Instruction Days	Total	167.0
Student Bring in Days	Total	168.0

Trimesters	
1st	55.0
2nd	58.5
3rd	53.5

	Staff Day Count		No School
	Student Day Count		1/2 day for students
	Testing		Staff Only
	Graduation		Make-up time (if necessary)